



NAYA RAIPUR DEVELOPMENT AUTHORITY

**Tender Document for the
Providing and installation of Furniture's
for
Paryavas Bhawan at Sector 19 of Naya Raipur**

(Following Three-Envelope Tender Procedure)

2nd Call

**Schedule – A
Price Tender
To be submitted in ENVELOPE-3**

NIT No: 42/Comp-F/EEC-III/CE (E)/NRDA/2015-16, Raipur,

Dated: 20.11.2015

Issued by: Chief Executive Officer,
Naya Raipur Development Authority (NRDA)
1st floor, Utility block, Capitol Complex, Sector-19,
Naya Raipur 492 002, Chhattisgarh
E-mail: ceo@nayarapur.com

Tender Document Contains

- (a) Only schedule "A" and Section-I of schedule "D" are to be filled & signed by the tenderer
- (b) All the certificates as per pre qualification criteria shall be appended with relevant forms of schedule "D"

1. PART ONE (NRDA F-1)-(Attached herewith, to be submit along the tender)

Part (A)

- a) Press Notice
- b) Detailed NIT

Part (B)

a) Schedule-A

- (i) Cost Abstract
- (ii) Bill of Quantities

- b) Schedule-B –NIL
- c) Schedule-C –NIL
- d) Schedule-D

Section-I..... Technical tender forms

- (i) Letter of Technical Tender
- (ii) Tenderer's Information Sheet
- (iii) Annual Turnover
- (iv) Specific Construction Experience
- (v) Declaration
- (vi) Check list for Technical tender evaluation

Section –IIScope of work

Section –III..... Technical specifications of work

Section –IV..... Special Conditions of Contract

Section –V..... List of approved makes

Section –VI..... Drawings

- e) Schedule-E
- f) Schedule-F

2. PART TWO (NRDA F-2/3)-Standard form (Not Attached herewith, and not to be submitted along the tender) Important note: - Link site <http://nayarapur.com/documents/gcc.pdf>

1. General Guidelines
2. Tender
3. General rules and directions
4. Conditions of contract
5. Clauses of contract
6. Model rules relating to labour, water supply and sanitation in labour camps safety code
7. Contract forms
 - (a) Draft Format for Performance Security
 - (b) Earnest Money Deposit Form (Bank Guarantee)
 - (c) Format of Contract Agreement
 - (d) Draft Format for Performance Guarantee for Water Proofing and Anti-termite Works
 - (e) Indemnity Bond
 - (f) Indenture Bond
 - (g) Notice for Appointment of Arbitrator
8. Proforma of schedules (Schedule 'A' to Schedule 'F')

Naya Raipur Development Authority (NRDA) Raipur, Chhattisgarh

Document details

Name of work: "Providing and installation of Furniture's for Paryavas Bhawan at Sector 19 of Naya Raipur"

Name of Tenderer:

Details

- a) Cost of Tender Document : Rs
- b) EMD : Rs

Signature of Tenderer


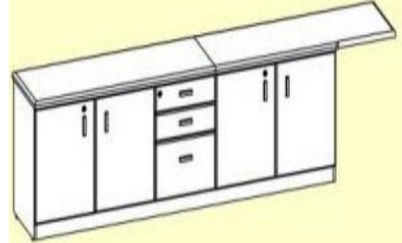

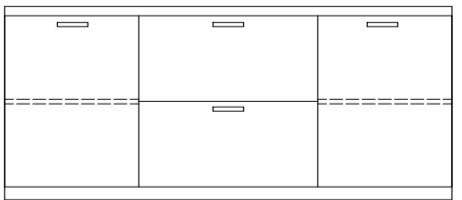
Date: _____

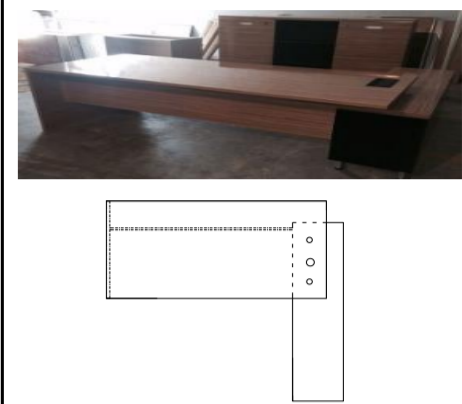
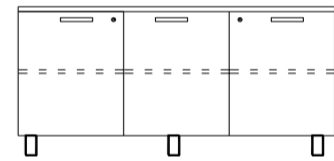

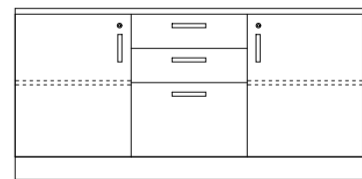

Providing and installation of Furniture's for Paryavas Bhawan at Sector 19 of Naya Raipur (2nd Call)


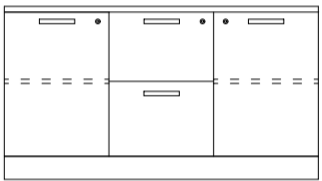

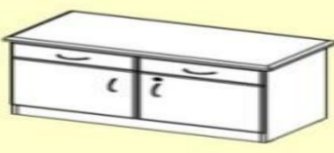
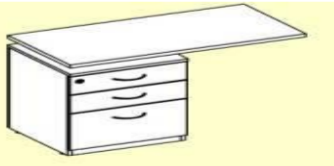
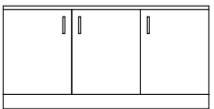
S.NO.	Description of Items	Unit	Quantity	Rate in INR (in Figure)	Rate in INR (in Words)	Amount in INR	Photograph of equivalent items for reference
1	Workstation consisting of the following:						
i	Partition 60mm Thk.1200 Ht.						
	<p>Tile/Panel based partition of 60mm thickness with framework made of aluminium alloy extrusions. All Aluminium parts are pretreated for epoxy polyester powder coated of 40-60micron thickness. All these frame work sections are fitted to each other by fasteners of 2mm thickness which is properly zinc coated for corrosion resistant.</p> <p>One single frame consists of following Components :-</p> <p>1. Vertical Member in aluminum alloy extrusion of size 60x21mm (Minimum thickness 1.2mm).</p> <p>2. Top Horizontal Member in aluminum alloy extrusion of size 60x30mm(Minimum thickness 1.3mm) having inbuilt accessories rail provision to overhung accessories like Pen/Card holder/telephone stand/CD hanger.</p> <p>3. Mid Member in aluminum alloy extrusion of size 60x22mm (Minimum thickness 1.3mm) having provision to support the worktop with engineered design Support bracket.</p> <p>4. Bottom Raceway in aluminum alloy extrusion of size (118(+/-)25)mm . x 60mm (Minimum thickness 1.2mm).</p> <p>5. Intermediate Raceway In aluminum of size (118(+/-)25) mm ht above / below the work top as per requirement.</p> <p>6. Tiles</p> <p>THE BOTTOM tiles can be provided in following options:- (a) Prelaminated Particle Board tile of 9mm thickness with decorative laminate on top and white balancing on unexposed face, The tiles are supported within groove in aluminium extrusion. (b) Metal tiles are made up of CRCA of 0.7mm Minimum thickness duly powder coated. The tiles are supported within groove in aluminium extrusion.</p>						


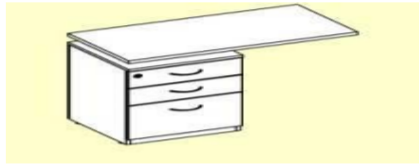

S.NO.	Description of Items	Unit	Quantity	Rate in INR (in Figure)	Rate in INR (in Words)	Amount in INR	Photograph of equivalent items for reference
	<p>THE UPPER tiles can provided in following options:- (a)The Fabric tile are made of 9mm high density soft board inside covered with 3mm foam and fabric pasted on them by synthetic rubber adhesive.The tiles are supported within groove in aluminium extrusion. (b)The Marker tile are made up of 9mm particle board pasted with 1mm white marker laminate, on the the exposed face The tiles are supported within groove in aluminium extrusion. (c) Fabric on Magnetic board tile are made up of GI sheet of 0.6mm inside covered with 3mm foam and fabric pasted on them. The tiles are supported within groove in aluminium extrusion.</p> <p>7.Top & End Trims -The exposed vertical and horizontal faces of the frames are snap fitted with curve trims. The trims are made of aluminum extrusions of size 60x19mm(thickness 1.5mm) and are covered with ABS caps on joints.</p> <p>8.Connectors--Partitions are supported by MS bracket of 2mm thick zinc plated wherever required i.e,(L,T,+,180deg) for stability. At 2 Way joint of 90deg- Aluminium alloy extrusion of size as per manufacturers specification is provided which is snap fitted to main frame and epoxy powder coated. At 3 way joint of 90deg- Aluminium alloy extrusion of size as per manufacturers specification is provided which is snap fitted to main frame and epoxy powder coated. At 4 way joint of 90deg- Aluminium alloy extrusion frame Vertical member is fitted with M S connectors at top and bottom for stability and strength.</p> <p>WIRE MANAGEMENT - Partition has concealed wire management capabilities and are engineered for responsive and safe operations of power, telecommunications and data (LAN) and has separate components for electrical, data and telephone cables having adequate capability of both the vertical and horizontal wire movements. Slots/cutouts are provided on Raceways to fix all electrical and data points.</p> <p>LEVELLERS - Levellor of M10 size are provided in each frame which allow 10-25mm adjustment for floor unevenness.</p>						
ii	Worktop						





S.NO.	Description of Items	Unit	Quantity	Rate in INR (in Figure)	Rate in INR (in Words)	Amount in INR	Photograph of equivalent items for reference
	Worktop made of 25mm thick plain Particle Board with post forming of 0.6mm decorative laminate on top & 0.6mm thick balancing laminate on unexposed face with front edge profiled in desired shape. All exposed edges are sealed with 2mm thick PVC edge banding tape pressed at 200o C with hot melt glue on special machines. The worktop is supported with cantiliver brackets made of MS steel duly powder coated.Worksurface is also provided with ABS wire manager of 50mm dia.						
a	U Type Linear Workstation (1200x600)	No.	18			-	
b	L Type Linear Workstation (1200x600)	No.	39			-	
c	H Type Linear Workstation for two persons (1200x600)	No.	36			-	
d	T Type Linear Workstation for two persons (1200x600)	No.	77			-	





S.NO.	Description of Items	Unit	Quantity	Rate in INR (in Figure)	Rate in INR (in Words)	Amount in INR	Photograph of equivalent items for reference
2	LOOS TABLES						
T-1	Chairman, CEO, ADD. CEO Table with Side Unit						
a)	<p>Main table with side unit top 36mm Membrane, Vertical 18mm Laminated Chip Board with metallic legs in 8 bend curved shape, Modesty 18mm Laminated Chip Board</p> <p>Side unit with Body 18mm Laminated Chip Board, Facia 18mm Membrane with 2D+1 filing & double openable shutters. Overall size: 3000x2350x750mm</p> <p>Mobile Pedestal Drawer with 3 equal drawer with 18 mm Membrane Top & facia. The body is made of 18mm Laminated Chip Board and drawer runs on nylon rollers channels size:450x575x560mm .</p>	No.	5			-	
b)	BACK UNIT Top 36mm Membrane, Body 18mm Laminated Chip Board, Facia 18mm Membrane with 2+1 filing in centre & 2 double openable shutters on both sides. The storage is of size 2500 with extended top of 500mm.Overall Size 3000x500x750mm	No.	5			-	
T-2	Vice Chairman & Member sect Table with Side Unit & Back Unit						
a)	<p>MAIN TABLE with top in 30mm PF in Duck nose profile with Former Module in 30mm membrane, Vertical 25mm Laminated Chip Board, & Modesty 18mm Laminated Chip Board Main Table 1650x900x750mm + Former Module 1200x900x750mm</p> <p>SIDE UNIT top 30mm PF in Duck nose profile, Body 18mm Laminated Chip Board Facia 18mm Laminated Chip Board with 3 drawer unit fixed on studs size: 1200 x 600 x 700</p> <p>MOBILE DRAWER PEDESTAL with 1 Drawer + 1 filing with PF top & body in 18mm Laminated Chip Board. size 450x575x560 Overall size - 2850 x 1200 x 750</p>	No.	3			-	
b)	BACK UNIT with top 30mm PF in Duck nose profile, with Body & Facia in 18mm Laminated Chip Board with Openable Shutter on each end & two filing drawer unit in centre. size: 1500X400X750	No.	3			-	



S.NO.	Description of Items	Unit	Quantity	Rate in INR (in Figure)	Rate in INR (in Words)	Amount in INR	Photograph of equivalent items for reference
T-3	CE ,Technical & public relation Table with Side Unit & Back Unit						
a)	<p>MAIN TABLE with top of overall thicness 37mm with Glossy Laminate With Aluminium Profile, Vertical in 25mm with Glossy Laminate & Modesty in 18mm with Glossy Laminate.</p> <p>SIDE UNIT with top of 25mm with Glossy Laminate on Particle Board, Body & Sides in 18mm Laminated Chip Board & Facia in 18mm with Glossy Laminate.Overall size 2250Wx1850Dx750H</p> <p>Table of size 1950x900x750 with Side Unit of size 1650x400x638</p> <p>FIXED PEDESTAL DRAWER (1D+1F) with body made of 18mm Laminated Chip Board & Top & Facia in high gloss laminate.</p> <p>Overall Size - 450x575x560</p>	No.	37			-	
b)	<p>BACK UNITwith top made up of 36mm particle board with high gloss Laminate with body made of 18mm Laminated Chip Board & Facia in high gloss laminate with 3 openable shutter</p> <p>Oveall Size --1500x400x750</p>	No.	37			-	
T-4	GM, SE, Sr. Architect Table with Side Unit & Back Unit						
a)	<p>MAIN TABLE with topof overall 37mm thick with top made of 25mm Laminated Chip Board with 12mm moulding in membrane. Table is provided with curved Modesty with black membrane pad. Top fixed on studs on pedestal on one end and 50mm steel post on other end.</p> <p>SIDE UNIT is provided with single shutter made of 18mm Laminated Chip Board & space for Keyboard.</p> <p>Drawer unit of size 450x575x700 with studs</p> <p>Side Unit of size 1050x500x750</p> <p>Overall Size 2000x1850x750</p>	No.	8			-	
b)	<p>BACK UNIT with top made of 25mm Laminated Chip Board,& Understructure is made of 18mm Laminated Chip Board with Openable Shutter on each end & 2+1 filing drawer unit in centre.</p> <p>Overall Size - 1500x450x750</p>	No.	8			-	
T-5	DGM Table with Side Unit & Back Unit						



S.NO.	Description of Items	Unit	Quantity	Rate in INR (in Figure)	Rate in INR (in Words)	Amount in INR	Photograph of equivalent items for reference
a)	<p>MAIN TABLE 1800x900x750 with top made of overall 36mm with combination of 18mm Laminated Chip Board & 18mm Membrane moulding, Verticals in 18mm Laminated Chip Board & Modesty in 18mm Laminated Chip Board with rectangular Silver membrane patch on facia .</p> <p>Mobile Board pedestal with Top, Body & facia in 18mm Laminated Chip Board with 3 equal drawers 450x575x560</p> <p>SIDE UNIT 900x450x750 with top made of 25mm thick Laminated Chip Board with Body & Facia in 18mm Laminated Chip Board with shutter on one side & one open shelf & 1D+1F on other side</p>	No.	5			-	
b)	<p>BACK UNIT with top made of 25mm thick Laminated Chip Board & Understructure with Body & Facia in 18mm Laminated Chip Board with Openable Shutter on each end & two filing drawer unit in centre.</p> <p>Size - 1350x400x750</p>	No.	5			-	
T-6	EE - 1 , scientific officer Table with Side Unit & Back Unit						
a)	<p>Providing & Supplying Table of an overall size 1650x900x750 with top made of 25mm thick Prelam Particle Board having Radial profile in front side . The table understructure has vertical leg made of 1.2mm CRCA double walled legs of approved shape and design,foot and top duly powder coated with ABS caps at ends. The modesty is made of 1.0mm CRCA sheet having perforation design in it duly powder coated. All the exposed edges sealed with 2mm PVC edge banding tape pressed at 200o C with hot melt glue on special machines.</p>	No.	20			-	
b)	<p>SIDE UNIT of an overall size 1050x450x750 with top 25mm Laminated Chip Board, body & facia 18mm Laminated Chip Board. The unit has two top drawers and two openable shutters.</p>	No.	3			-	
c)	<p>Side unit of an overall size 900x450x750 Top 25mm Laminated Chip Board Body & Facia 18mm Laminated Chip Board with 2 drawer +1 filing of size - 450x450x675mm fixed with 50mm studs.</p>	No.	17			-	
d)	<p>BACK UNIT top 25mm Laminated Chip Board , u/st & facia 18mm Laminated Chip Board with 3 openable shutters Over all size 1350x450x750</p>	No.	3			-	




S.NO.	Description of Items	Unit	Quantity	Rate in INR (in Figure)	Rate in INR (in Words)	Amount in INR	Photograph of equivalent items for reference
T-7	PSC Table with Side Unit						
a)	Providing & Supplying Table of an overall size 1500x750x750 with top made of 25mm thick Prelam Particle Board having Radial profile in front side . The table understructure has vertical leg made of 1.2mm CRCA double walled legs with triangular shape foot and top duly powder coated with ABS caps at ends. The modesty is made of 1.0mm CRCA sheet having perforation design in it duly powder coated. All the exposed edges sealed with 2mm PVC edge banding tape pressed at 200o C with hot melt glue on special machines.	No.	8			-	
b)	Side unit of an overall size 900x450x750 Top 25mm Laminated Chip Board Body & Facia 18mm Laminated Chip Board with 2 drawer +1 filing of size - 450x450x675mm fixed with 50mm studs.	No.	8			-	
T-8	Manager, SEIAA, water cess & account officer Table						
a	Providing & Supplying Table with top made of 25mm thick plain particle board having 0.6mm post formed decorative laminate on top and balancing laminate on unexposed face. The understructure is made of 18mm thick prelaminated particle board with all exposed edges sealed with 2mm PVC edge banding tape and all unexposed edges sealed with 0.6mm edge banding tape pressed at 200o C with hot melt glue on special machines. Table having two front powder coated vertical legs of CRCA with triple bending shape of overall size 75x75mm with overall radius of 63mm, the angle of each bend should be 150°. The gable end of table having radial profile of radius 195mm. The table has a provision for wire manager caps at top. The table also has a top hung 3 Drawer unit made of 18mm pre laminated particle board with inner drawer in steel. SIDE UNIT with top 25mm PF, body & facia 18mm Laminated Chip Board. The unit has two drawers & one filing on one side and one openable shutters with shelf on other side made up of 18mm Laminated Chip Board	No.	10			-	


S.NO.	Description of Items	Unit	Quantity	Rate in INR (in Figure)	Rate in INR (in Words)	Amount in INR	Photograph of equivalent items for reference
b	Table size 1500x750x750	No.	6			-	
T-9	PA Table with Drawer, Keyboard & CPU						
	Main table of an overall size 1500x750x750 top 25mm Laminated Chip Board, CRCA Vertical , 18 LCB modesty .Mobile Board pedestal with Top, Body & fascia in 18mm Laminated Chip Board with 3 equal drawers 380x450x560.	No.	65			-	 
T-10	AE, Tehsildar & AM Table						
	Table with top made of 25mm thick plain particle board having 0.6mm post formed decorative laminate on top and balancing laminate on unexposed face. The understructure is made of 18mm thick prelaminated particle board with all exposed edges sealed with 2mm PVC edge banding tape and all unexposed edges sealed with 0.6mm edge banding tape pressed at 200o C with hot melt glue on special machines. Table has a provision for wire manager caps at top.						
a	1350x600x750	No.	12			-	
b	1500x600x750	No.	11			-	
c	Side Unit						
	Side Storage Unit of overall size 900x450x725 with top made of 25mm thick postformed particle board and understructure made of 18mm prelaminated particle board, having one openable shutter box on one side with shelf and two top drawers and one filing drawer on other side. All exposed edges are sealed with 2mm thick PVC edge banding tape and all unexposed edges sealed with 0.6mm edge banding tape pressed at 200o C with hot melt glue on special machines. The unit is provided with proper locking arrangement .	No.	52			-	

S.NO.	Description of Items	Unit	Quantity	Rate in INR (in Figure)	Rate in INR (in Words)	Amount in INR	Photograph of equivalent items for reference
3	Keyboard	No.	408			-	
	Keyboard tray of size 510x240x75mm made up of 1.2mm thick CRCA steel sheet duly powder coated. The Keyboard tray runs on ball slides for smooth movement.						
4	Pedestal Drawer	No.	363			-	
	Fixed Pedestal unit of size 450x450x725 with 2 drawer & 1 filling. The drawer unit is made of 18mm thick prelaminated particle board with all exposed edges sealed with 2mm thick PVC edge banding tape and unexposed edges sealed with 0.6mm PVC banding tape pressed at 200o C with hot melt glue on special machines. The inner drawer is made of 0.6mm CRCA steel duly powder coated & has proper locking arrangement with two top drawer sliding on nylon rollers channels and lower filling drawer on telescopic channel. The pedestal drawer is Mounted on adjustable levellers.						
5	STORAGES						
a	Low Ht. Storage	No.	44			-	
	Storage Units of size 900x450x1200 with top made of 25mm postforming on particle board. The understructure & facia is made of 18mm prelaminated particle board having openable shutters with all exposed edges sealed with 2mm thick PVC edge banding tape and all unexposed edges sealed with 0.6mm edge banding tape pressed at 200o C with hot melt glue on special machines, with proper locking arrangement. The shelves are made of 18 mm thick prelaminated particle board.						
b	Full Ht. Storage	No.	427			-	
	Storage Units of size 900x450x2100 with top & understructure & facia made of 18mm prelaminated particle board having openable shutters. All exposed edges are sealed with 2mm thick PVC edge banding tape and all unexposed edges sealed with 0.6mm edge banding tape pressed at 200o C with hot melt glue on special machines, with proper locking arrangement. The shelves are made of 18 mm thick prelaminated particle board.						
6	Reception Table (3 Module)						

S.NO.	Description of Items	Unit	Quantity	Rate in INR (in Figure)	Rate in INR (in Words)	Amount in INR	Photograph of equivalent items for reference
	Reception table of an overall size of 2800X1400X1050 with top made up of 25mm thick prelaminated particle board having exposed edges sealed with PVC edge banding tape. The table top is supported on steel vertical studs of 50mm(D) lower modesty made up of and perforated steel sheet duly powder coated. The main table has a transaction top made of 10mm thick toughened glass supported on steel studs and upper Perforated Modesty duly powder coated.						
a)	3 module	No.	2			-	
b)	2 module	No.	1			-	
7	Conference/Discussion Room Table						
	Conference Table of height 750mm with two seater module of size 1350(W)x550(D). The top made of 36mm thick MDF board pressed with 0.4mm thick membrane foil clad pressed with PU glue. The foil is precoated with a layer of polyurethane for better scratch resistance. The table vertical are made of 25mm thick postformed particle board & modesty made of 18mm thick prelaminated particle board with decorative laminate on both sides. All the edges are sealed with 2mm PVC edge banding tape and unexposed edges sealed with 0.6mm PVC edge banding tape pressed at 200o C with hot melt glue on special machines. The Round corner piece is made up of 36mm thick MDF board pressed with 0.4mm thick membrane foil clad pressed with PU glue and supported with post of 65mm dia made of CRCA sheet duly powder coated. The complete table unit is made up of combination of tables and round corner pieces. Table with provision of CRCA race way, aluminium / metal gromate.						
a	14 Seater Conference Table	No.	1			-	
b	30 Seater Conference Table	No.	1			-	

S.NO.	Description of Items	Unit	Quantity	Rate in INR (in Figure)	Rate in INR (in Words)	Amount in INR	Photograph of equivalent items for reference
c)	22 Seater Conference Table	No.	1			-	
8	Meeting Room Table						
a)	Conference Table 14 SEATER- 4200x900/1200x750ht with top made of 37 mm thk (25 mm Laminated Chip Board+12mm Alu. Bidding) & Understructure made of 45mm Aluminium Leg & 18mm Laminated Chip Board modesty, with metal cable tray.	No.	3			-	
b)	8 SEATER- 2400x900/1200x750ht	No.	1			-	
9	Library Reading Table : Table with top made of 25mm thick plain particle board having 0.6mm post formed decorative laminate on top and balancing laminate on unexposed face. The understructure is made of 18mm thick prelaminated particle board with all exposed edges sealed with 2mm PVC edge banding tape and all unexposed edges sealed with 0.6mm edge banding tape pressed at 200o C with hot melt glue on special machines. Table has a provision for wire manager caps at top.						
a)	1800x750x750	No.	10			-	

S.NO.	Description of Items	Unit	Quantity	Rate in INR (in Figure)	Rate in INR (in Words)	Amount in INR	Photograph of equivalent items for reference
10	Double book stacks 900x600x2100 : Book stack with top & sides made up of 18mm prelaminated particle board. Shelves are made of 25mm prelaminated particle board. All exposed edges are sealed with 2mm PVC edge banding tape pressed and unexposed edges sealed with 0.6mm PVC edge banding tape at 200 oC with hot melt glue on special machines. The book stacks are available in the following configurations					-	
a)	main unit	No.	4			-	
b)	Add on unit	No.	4			-	
11	Centre Table						
	Providing and supplying center table 1200x600x450 with top made of 12mm thick beveled glass and understructure with a shelf is made of 18mm thick prelaminated particle board with all exposed edges sealed with 2mm PVC edge banding tape and unexposed edges sealed with 0.6mm PVC edge banding tape pressed at 200o C with hot melt glue on special machines.	No.	61			-	
12	Side Table						
	Providing and supplying Side table 450x450x450 with top made of 12mm thick beveled glass and understructure with a shelf is made of 18mm thick prelaminated particle board with all exposed edges sealed with 2mm PVC edge banding tape and unexposed edges sealed with 0.6mm PVC edge banding tape pressed at 200o C with hot melt glue on special machines.	No.	68			-	
13	Comptactor						

S.NO.	Description of Items	Unit	Quantity	Rate in INR (in Figure)	Rate in INR (in Words)	Amount in INR	Photograph of equivalent items for reference
	<p>Compactor shall consists of storage units fixed or movable – bolted to Undercarriage which rolls onto the channels, which, are firmly embedded to the ground. Rigid Knock Down construction.</p> <p>The 2 and 3 Bay compactor shall move on a pair of channels. Compactor Drive type – 2 and 3 Bay TYPE- D2, knock down drive type. Movement of units shall be achieved mechanically through a PU Drive wheel and 'Sprocket-Chain-Tensioner' arrangement mounted rigidly onto body side. Each movable undercarriage shall be provided with 2 Rollers on the shaft for driving, 2 antifricition ball bearing for rolling and 4 antifricition ball bearing for guiding between rail.</p>						
	<p>Main Body Construction</p> <ol style="list-style-type: none"> 1. Rigid Knock Down construction made out of 0.8 thk. CRCA Steel conforming to IS: 513 2. Each body block (SS/SL/TM) building shall consists of 1 Main unit & then one no. Addon unit. 3. Each unit shall have 5 loading levels formed by 4 nos. adjustable shelves. 4. Body units are to be bolted to undercarriage. 5. Each storage unit shall have individual hinged doors with locking system and made of 0.8thk CRCA steel confirming to IS: 513. Hinged door have recessed Die cast Handle cum lock giving 3 way locking through a lever & shooting bolts. Each individual storage unit shall have label holder for displaying name tag. 						
	<p>Shelf Construction:</p> <ol style="list-style-type: none"> 1. Shelf shall be made up of 0.8 thk CRCA steel conforming to IS: 513 2. Its max load bearing capacity shall be more than 70Kg uniformly distributed. 3. Shelves are to be mounted on support brackets & shelf level can be adjusted 4. There shall be 4 adjustable shelves per body giving 5 loading levels. 						
	<p>Main Body and shelf finish:</p> <ol style="list-style-type: none"> 1. Antirust surface treatment shall be given to the bodies and shelves 2. Final finish shall be of epoxy polyester powder coating of approved color & shade with a Dry Film Thickness of minimum 40 microns. 						
	<p>Undercarriage Construction: The Undercarriage is a welded frame made of HR sheet conforming to IS:10748 suitably fabricated to take the loads based on configuration.</p>						

S.NO.	Description of Items	Unit	Quantity	Rate in INR (in Figure)	Rate in INR (in Words)	Amount in INR	Photograph of equivalent items for reference
	Undercarriage Finish:The undercarriage, after pre-treatment, shall be coated with final finish consisting of epoxy polyester powder coat of approved color & shade with a Dry Film Thickness of minimum 40 microns.						
	Mechanical arrangement shall be concealed inside the System, only handle shall be installed at the outer Sheet of the Compactor as Shown in the Drawing. The system shall be as per the given drawing. No changes or deviation will be allowed in over all size and thickness of the components.						
	Centralized Locking: A Centralized locking arrangement shall be provided onto back of Single Last unit so that it gets locked on channels when all the units are brought together. The handle lock shall be placed at suitable height. Each Drive type units shall have Locking Knob near the Drive wheel for manual locking of individual units when a person is using those units. Knob shall be rotated to unlock position when units are to be moved. After the unit is moved, before entering into aisle for accessing, this knob shall be rotated to lock position. End stoppers are provided at the end of channels to prevent derailment.						
	Guide Channels:It shall consists of 'J' section HR sheet & square bright bar						
	Fasteners: The nuts & bolts are to be galvanized / blackodized / Zn Plated.						
	Label Holder: It shall be made from clear transparent Acrylic sheet.						
	Colour finish: All colour finish and shade shall be approved by NRDA before manufacturing.						
	Height of Compactor from floor level = 2100mm (1950mm body ht. + ht. of undercarriage + ht. of channel system). Aisle Width = 900mm.						
	SINGLE BAY COMPACTOR						

S.NO.	Description of Items	Unit	Quantity	Rate in INR (in Figure)	Rate in INR (in Words)	Amount in INR	Photograph of equivalent items for reference
a)	SINGLE BAY DOUBLE MOVABLE - 900W X 900D X 2100 H MM	No.	8			-	
b)	SINGLE BAY SINGLE MOVABLE - 900W X 450D X 2100 H MM	No.	4			-	
c)	SINGLE BAY SINGLE FIXED - 900W X 450D X 2100 H MM	No.	4			-	
	TWO BAY COMPACTOR					-	
a)	TWO BAY DOUBLE MOVABLE - 1820W X 910D X 2080H MM	No.	15			-	
b)	TWO BAY SINGLE MOVABLE - 1820W X 455D X 2080H MM	No.	4			-	
c)	TWO BAY SINGLE FIXED - 1820W X 455D X 2080H MM	No.	4			-	
	THREE BAY COMPACTOR						
a)	THREE BAY DOUBLE MOVABLE - 2700W X 900D X 2100 H MM	No.	9			-	
b)	THREE BAY SINGLE MOVABLE - 2700W X 450D X 2100 H MM	No.	2			-	

S.NO.	Description of Items	Unit	Quantity	Rate in INR (in Figure)	Rate in INR (in Words)	Amount in INR	Photograph of equivalent items for reference
c)	THREE BAY SINGLE FIXED - 2700W X 450D X 2100 H MM	No.	2			-	
15	MODULAR PARTITION						
a	LOW HT 60 MM TILE BASED	Sqm	200			-	
	Providing & Fixing Tile based partition of 60mm thickness 1220 mm height with framework made of aluminium alloy extrusions. All Aluminium parts are pretreated for epoxy polyester powder coated of 40-60micron thickness. All these frame work sections are fitted to each other by fasteners of 2mm thickness which is properly zinc coated for corrosion resistant.						
	One single frame consists of following Components :-						
	1. Vertical Member in aluminum alloy extrusion of size 60x21mm (thickness 1.2mm).						
	2. Top Horizontal Member in aluminum alloy extrusion of size 60x30mm(thickness 1.3mm) having inbuilt accessories rail provision to overhung accessories like Pen/Card holder/telephone stand/CD hanger.						
	3. Mid Member in aluminum alloy extrusion of size 60x30mm (thickness 1.3mm) having provision to support the worktop with engineered design Support bracket.						
	4. Bottom Raceway in aluminum alloy extrusion of size 118mm ht. x 60mm (thickness 1.2mm).						
	5. Intermediate Raceway(optional) in aluminum of size 118mm ht above / below the work top as per requirement.						

S.NO.	Description of Items	Unit	Quantity	Rate in INR (in Figure)	Rate in INR (in Words)	Amount in INR	Photograph of equivalent items for reference
	6. Tiles						
	THE BOTTOM tiles can be provided in following options:- (a) Prelaminated Particle Board tile of 9mm /MDF of 5.5mm thickness with decorative laminate on top and white balancing on unexposed face, The tiles are supported within groove in aluminium extrusion.						
	THE UPPER tiles can provided in following options:- (a)The Fabric tile are made of 9mm high density soft board inside covered with 3mm foam and fabric pasted on them by synthetic rubber adhesive.The tiles are supported within groove in aluminium extrusion. (b)The Marker tile are made up of 9mm particle board pasted with 1mm white marker laminate, on the the exposed face The tiles are supported within groove in aluminium extrusion.						
	(c) Fabric on Magnetic board tile are made up of GI sheet of 0.6mm inside covered with 3mm foam and fabric pasted on them. The tiles are supported within groove in aluminium extrusion.						
	7.Top & End Trims -The exposed vertical and horizontal faces of the frames are snap fitted with curve trims. The trims are made of aluminum extrusions of size 60x19mm(thickness 1.5mm) and are covered with ABS caps on joints.						

S.NO.	Description of Items	Unit	Quantity	Rate in INR (in Figure)	Rate in INR (in Words)	Amount in INR	Photograph of equivalent items for reference
	<p>8.Connectors:--Partitions are supported by MS bracket of 2mm thick zinc plated wherever required i.e,(L,T,+,180deg) for stability.</p> <p>At 2 Way joint of 90deg- Aluminium alloy extrusion of 87x22mm is provided which is snap fitted to main frame and epoxy powder coated.</p> <p>At 3 way joint of 90deg- Aluminium alloy extrusion of 61x9mm is provided which is snap fitted to main frame and epoxy powder coated.</p> <p>At 4 way joint of 90deg- Aluminium alloy extrusion frame Vertical member is fitted with M S connectors at top and bottom for stability and strength.</p>						
	<p>WIRE MANAGEMENT - Partition has concealed wire management capabilities and are engineered for responsive and safe operations of power, telecommunications and data (LAN) and has separate components for electrical, data and telephone cables having adequate capability of both the vertical and horizontal wire movements. Slots/cutouts are provided on Raceways to fix all electrical and data points.</p>						
	<p>LEVELLERS - Levellor of M10 size are provided in each frame which allow 10-25mm adjustment for floor unevenness.</p>						
b	FULL HEIGHT PARTITION 75-80 mm thick	Sqm	400			-	

S.NO.	Description of Items	Unit	Quantity	Rate in INR (in Figure)	Rate in INR (in Words)	Amount in INR	Photograph of equivalent items for reference
	Tile Based Partition System of overall thickness 75-80mm having inner framework of CRCA steel of Grade D as per IS:513 with tiles on both sides and covered with aluminium powder coated trims on top and end sides. Partition has steel raceway at bottom and at middle level. Partition system provides option of various kinds of tiles like prelaminate board tiles, fabric tiles & white marker tiles. All metallic parts undergo a 7 stage antirust treatment and are powder coated in matt finish to a thickness of 40-60 microns. The modular partitions are independent and not grouted in the floors. The modular partitions are an assembly of the following parts:-						
	FRAME - Frame forms the basic support structure for all other components. The main vertical member of the frame bearing all the load is made of 1.2mm CRCA steel and the horizontal members are made of 1.2mm CRCA steel. The frames also has prefabricated slots for fixing brackets to support worktops, gable ends etc. Bottom level of frame is provided with Skirting raceway of 132mm Ht made up of CRCA steel 0.7mm. The skirting is designed so that switch cutout can be provided at the skirting level and are snap fitted on both sides with plates made of 1mm thick Galvanized steel.						
	<u>TILES OPTIONS :-</u>						

S.NO.	Description of Items	Unit	Quantity	Rate in INR (in Figure)	Rate in INR (in Words)	Amount in INR	Photograph of equivalent items for reference
	BOTTOM TILES can be in following options:-						
	The Prelaminated Particle Board tile are provided in 12mm Prelaminated Particle Board of Grade II type II as per IS:12838 /MDF of 5.5mm thickness with decorative laminate on top and white balancing on unexposed face, having all exposed edges sealed with PVC edge banding tape, pressed at 180° C with holt melt glue on multistage edge banding machine. The tiles are supported with Tile Hook made of MS steel sheet duly galvanized to clip on to the partition frame.						
	UPPER TILES can be in following options:-						
	The Fabric Tiles are made of 11mm high density soft board inside covered with 3mm foam and fabric pasted on them . The tiles are supported with Tiles Hook made of MS steel sheet duly galvanized to clip on to the partition frame.						
	The Marker Tiles are made up of 9mm particle board pasted with 0.8mm white marker laminate, on the the exposed face and white balancing on unexposed face, having all exposed edges sealed with PVC edge banding tape, pressed at 180° C with holt melt glue on multistage edge banding machine. The tiles are supported with Tile Hook made of MS steel sheet duly galvanized to clip on to the partition frame.						
	The Fabric on Magnetic tile are made up of GI sheet of 0.6mm inside covered with 3mm foam and fabric pasted on them . The tiles are supported with Tiles Hook made of MS steel sheet duly galvanized to clip on to the partition frame.						
	The Glass Tile - is made up aluminium frame work having 5mm thick clear Glass inserted in it using transparent rubber beading and is fixed for both side of partition.These glass tiles are completely inter changeable with other regular tile.The tiles are supported with Tile Hook made of MS steel sheet duly galvanized to clip on to the partition frame.						

S.NO.	Description of Items	Unit	Quantity	Rate in INR (in Figure)	Rate in INR (in Words)	Amount in INR	Photograph of equivalent items for reference
	<p>TRIMS -The exposed vertical and horizontal faces of the frames are snap fitted with curve trims. The trims are made of aluminum extrusions of 1.3mm thickness and 65mm width and are covered with ABS caps.</p> <p>CORNER POST- At 2-way 90° joint the frame are connected by post of aluminium extrusions of 1.2mm thickness using special fastners designed for it.</p> <p>JUNCTION CONNECTOR- The frames are connected by interlocking extrusions connectors at the(3-way 90°, 4-way 90°) joint using special fastners designed for it</p>						
	<p>GROOVE COVERS - The vertical gaps between the tiles can be properly and uniformly maintained and can be vertically covered by fixing specially extruded aluminium section to maintain uniform groove on both the sides of the partition.</p>						
	<p>WIRE MANAGEMENT - Partitions system has concealed wire management capabilities to meet requirement and are engineered for responsive and safe operations of power, telecommunications and data (LAN) and has separate components for electrical, data and telephone cables having adequate capability of both the vertical and horizontal wire movements. Slots/cutouts are provided on Raceways to fix all electrical and data points.Separate Middel raceway can be provided as per requirement below or above the worrktop level.</p> <p>LEVELLERS - Levellor of M10 size having base of ABS are provided in each frame which allow 10-25mm adjustment for floor unevenness</p>						
	SUB TOTAL OF FURNITURE					-	
	<p>Note :- 1. The Dimensions are given in the individual items above are the minimum dimension required. In case of any manufacturer using little higher dimensions as per his proprietary of the products the same shall be acceptable subjected to be sturdiness and stability of the products</p>						
	<p>2. The Samples mention in the mockup list shall be submitted at the time of submission of the tender.</p>						