



NAYA RAIPUR DEVELOPMENT AUTHORITY

MODIFIED

TENDER

FOR

**PROVIDING AND INSTALLATION OF FURNITURE'S FOR PHQ
BUILDING AT SECTOR 19 OF NAYA RAIPUR**

(Following Three-Envelope Tender Procedure)

Schedule – A

Price Tender

To be submitted in ENVELOPE-3

NIT No: 80 /PHQ-F/ EEC-III / CE (E) / NRDA / 2013-14, Raipur,

Dated: 04.03.2014

Issued by: Chief Executive Officer,
Naya Raipur Development Authority (NRDA)
1st floor, Utility block, Capitol Complex, Sector-19,
Naya Raipur 492 002, Chhattisgarh
E-mail: ceo@nayarapur.com

Tender Document Contains

- (a) Only schedule "A" and Section-I of schedule "D" are to be filled & signed by the tenderer
- (b) All the certificates as per pre qualification criteria shall be appended with relevant forms of schedule "D"

1. PART ONE (NRDA F-1)-(Attached herewith, to be submit along the tender)

Part (A)

- a) Press Notice
- b) Detailed NIT

Part (B)

a) Schedule-A

- (i) Cost Abstract
- (ii) Bill of Quantities

- b) Schedule-B –NIL
- c) Schedule-C –NIL
- d) Schedule-D

Section-I..... Technical tender forms

- (i) Letter of Technical Tender
- (ii) Tenderer's Information Sheet
- (iii) Annual Turnover
- (iv) Specific Construction Experience
- (v) Declaration
- (vi) Check list for Technical tender evaluation

Section –IIScope of work

Section –III..... Technical specifications of work

Section –IV..... Special Conditions of Contract

Section –V..... List of approved makes

Section –VI..... Drawings

- e) Schedule-E
- f) Schedule-F

2. PART TWO (NRDA F-2/3)-Standard form (Not Attached herewith, and not to be submitted along the tender)
 Important note: - Link site <http://nayarapur.com/documents/gcc.pdf>

1. General Guidelines
2. Tender
3. General rules and directions
4. Conditions of contract
5. Clauses of contract
6. Model rules relating to labour, water supply and sanitation in labour camps safety code
7. Contract forms
 - (a) Draft Format for Performance Security
 - (b) Earnest Money Deposit Form (Bank Guarantee)
 - (c) Format of Contract Agreement
 - (d) Draft Format for Performance Guarantee for Water Proofing and Anti-termite Works
 - (e) Indemnity Bond
 - (f) Indenture Bond
 - (g) Notice for Appointment of Arbitrator
8. Proforma of schedules (Schedule 'A' to Schedule 'F')

Naya Raipur Development Authority (NRDA) Raipur, Chhattisgarh

Document details

Name of work: Providing and installation of Furniture's for PHQ Building at Sector 19 of Naya Raipur

Name of Tenderer:

Details

- a) Cost of Tender Document : Rs
- b) EMD : Rs

Signature of Tenderer

Date: _____

Signature of Contractor.....

Signature of NRDA.....


**Bill Of Quantity for
"Providing and installation of Furniture's for PHQ Building at Sector 19 of Naya Raipur"**

Sl. No.	Description of Items	Unit	Quantity	Rate in INR (in Figure)	Rate in INR (in Words)	Amount in INR	Photograph of equivalent items for reference
	ALL BOARD ARE IN EXTERIOR GRADE						
1	Modular Workstation						
	General specification of Modular Workstation						
	Work Table: Work Table top should be made of Pre laminated particle board of 25 mm thickness with Straight edge .CRCA powder coated cantilever bracket fixed to the partition frame support the tabletops . The worktop shall be fitted with suitable metal / nylon inserts to take the M6 machine screws that fit the cantilever brackets to the worktop. Understructure is 50 mm dia tubular + Cantilever bracket which are attached with frame division slot. (At aisle side & intermediate side) The top shall be laminated with laminate of 0.6 mm thickness of approved shade and glue of PVAC. Bottom shall have a backing laminate of minimum 0.6 mm thickness.						
	Gable End/sides: Gable end/sides should be made of Pre laminated particle board of 25 mm thickness with Straight edge or powder coated CRCA bracket to be used for table top support. As per architect/engineer instructions.						
	Intermediate support: Additional Intermediate support of 25mm thk prelaminated particle board(supported on floor) or powder coated CRCA bracket to be used for table top support. As per architect/engineer instructions.						
	Wire manager: Each worktop shall be provided with a wire manager hole of 72 mm diameter, which in turn shall be fitted with a plastic wire manager of approved shade and colour.						
	Wire Management:- The partition should have two integrated raceway provided one at skirting level and another at the work surface level (below or above as per design) thus ensuring separation of power and networking cables. The free space available within raceway accommodates power, data and communication cables.						

Signature of Contractor.....



Signature of NRDA.....

Sl. No.	Description of Items	Unit	Quantity	Rate in INR (in Figure)	Rate in INR (in Words)	Amount in INR	Photograph of equivalent items for reference
	Pedestal Drawer Unit:- The Pedestal Unit of Dimensions 450W x 450D x 710mmH, made of CRCA steel conforming to required Interior Grade. The drawer unit consists of 2 box drawer and 1 file drawer. The sides of Inside drawer box are of CRCA steel. The drawer box is fitted with roller Slide for free movement. The drawer unit is provided with central locking system, where in the three drawer are locked with one key. Recessed handles are provided for easy opening and closing of drawer. The drawer unit is fitted on castors (optional) for easy mobility. The pedestal is fitted with additional (5th) castor to avoid toppling of pedestal in case of opening of any / all of the 3 drawers.						
	Providing footrest made up of 18mm prelam particle board of size 600x450x75HX25H mm with all side PVC edge banding tape and appropriate finish .						
	Partition system(tile based) for Modular workstation (60mm thk.)						
	Providing & Fixing Tile based partition of 60mm thickness 1220 mm height with framework made of aluminium alloy extrusions. All Aluminium parts are pretreated for epoxy polyester powder coated of 40-60micron thickness. All these frame work sections are fitted to each other by fasteners of 2mm thickness which is properly zinc coated for corrosion resistant.						
	One single frame consists of following Components :-						
	1. Vertical Member in aluminum alloy extrusion of size 60x21mm (thickness 1.2mm).						
	2. Top Horizontal Member in aluminum alloy extrusion of size 60x30mm(thickness 1.3mm) having inbuilt accessories rail provision to overhung accessories like Pen/Card holder/telephone stand/CD hanger.						
	3. Mid Member in aluminum alloy extrusion of size 60x30mm (thickness 1.3mm) having provision to support the worktop with engineered design Support bracket.						
	4. Bottom Raceway in aluminum alloy extrusion of size 118mm ht. x 60mm (thickness 1.2mm).						
	5. Intermediate Raceway(optional) in aluminum of size 118mm ht above / below the work top as per requirement.						
	6. Tiles						
	THE BOTTOM tiles can be provided in following options:- (a) Prelaminated Particle Board tile of 9mm/MDF of 5.5mm thickness with decorative laminate on top and white balancing on unexposed face, The tiles are supported within groove in aluminium extrusion.						

Sl. No.	Description of Items	Unit	Quantity	Rate in INR (in Figure)	Rate in INR (in Words)	Amount in INR	Photograph of equivalent items for reference
	THE UPPER tiles can provided in following options:- (a)The Fabric tile are made of 9mm high density soft board inside covered with 3mm foam and fabric pasted on them by synthetic rubber adhesive.The tiles are supported within groove in aluminium extrusion. (b)The Marker tile are made up of 9mm particle board pasted with 1mm white marker laminate, on the the exposed face The tiles are supported within groove in aluminium extrusion.						
	(c) Fabric on Magnetic board tile are made up of GI sheet of 0.6mm inside covered with 3mm foam and fabric pasted on them. The tiles are supported within groove in aluminium extrusion.						
	7.Top & End Trims -The exposed vertical and horizontal faces of the frames are snap fitted with curve trims. The trims are made of aluminum extrusions of size 60x19mm(thickness 1.5mm) and are covered with ABS caps on joints.						
	8.Connectors --Partitions are supported by MS bracket of 2mm thick zinc plated wherever required i.e,(L,T,+,180deg) for stability. At 2 Way joint of 90deg - Aluminium alloy extrusion of 87x22mm is provided which is snap fitted to main frame and epoxy powder coated. At 3 way joint of 90deg - Aluminium alloy extrusion of 61x9mm is provided which is snap fitted to main frame and epoxy powder coated. At 4 way joint of 90deg - Aluminium alloy extrusion frame Vertical member is fitted with M S connectors at top and bottom for stability and strength.						
	WIRE MANAGEMENT - Partition has concealed wire management capabilities and are engineered for responsive and safe operations of power, telecommunications and data (LAN) and has separate components for electrical, data and telephone cables having adequate capability of both the vertical and horizontal wire movements. Slots/cutouts are provided on Raceways to fix all electrical and data points.						
	LEVELLERS - Levellor of M10 size are provided in each frame which allow 10-25mm adjustment for floor unevenness.						
a	Modular Workstation 1A	Nos.	40			-	

Signature of Contractor.....


Signature of NRDA.....


Sl. No.	Description of Items	Unit	Quantity	Rate in INR (in Figure)	Rate in INR (in Words)	Amount in INR	Photograph of equivalent items for reference
b	Modular Workstation 1A1	Nos.	5			-	
c	Modular Workstation 1B	Nos.	160			-	
d	Modular Workstation 1B1	Nos.	8			-	
e	Modular Workstation 1C	Nos.	26			-	
f	Modular Workstation 1C1	Nos.	1			-	
g	Modular Workstation 1D	Nos.	8			-	
h	Modular Workstation 1D1	Nos.	1			-	
i	Modular Workstation 1E	Nos.	180			-	
2	MODULAR PARTITION						
a	LOW HT 60 MM TILE BASED	Sqm	480			-	
	Providing & Fixing Tile based partition of 60mm thickness 1220 mm height with framework made of aluminium alloy extrusions. All Aluminium parts are pretreated for epoxy polyester powder coated of 40-60micron thickness. All these frame work sections are fitted to each other by fasteners of 2mm thickness which is properly zinc coated for corrosion resistant.						
	One single frame consists of following Components :-						
	1. Vertical Member in aluminum alloy extrusion of size 60x21mm (thickness 1.2mm).						



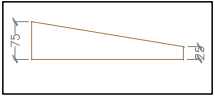


Signature of Contractor.....

Signature of NRDA.....

Sl. No.	Description of Items	Unit	Quantity	Rate in INR (in Figure)	Rate in INR (in Words)	Amount in INR	Photograph of equivalent items for reference
	2. Top Horizontal Member in aluminum alloy extrusion of size 60x30mm(thickness 1.3mm) having inbuilt accessories rail provision to overhung accessories like Pen/Card holder/telephone stand/CD hanger.						
	3. Mid Member in aluminum alloy extrusion of size 60x30mm (thickness 1.3mm) having provision to support the worktop with engineered design Support bracket.						
	4. Bottom Raceway in aluminum alloy extrusion of size 118mm ht. x 60mm (thickness 1.2mm).						
	5. Intermediate Raceway(optional) in aluminum of size 118mm ht above / below the work top as per requirement.						
	6. Tiles						
	THE BOTTOM tiles can be provided in following options:- (a) Prelaminated Particle Board tile of 9mm /MDF of 5.5mm thickness with decorative laminate on top and white balancing on unexposed face, The tiles are supported within groove in aluminium extrusion.						
	THE UPPER tiles can provided in following options:- (a)The Fabric tile are made of 9mm high density soft board inside covered with 3mm foam and fabric pasted on them by synthetic rubber adhesive.The tiles are supported within groove in aluminium extrusion. (b)The Marker tile are made up of 9mm particle board pasted with 1mm white marker laminate, on the the exposed face The tiles are supported within groove in aluminium extrusion.						
	(c) Fabric on Magnetic board tile are made up of GI sheet of 0.6mm inside covered with 3mm foam and fabric pasted on them. The tiles are supported within groove in aluminium extrusion.						
	7. Top & End Trims -The exposed vertical and horizontal faces of the frames are snap fitted with curve trims. The trims are made of aluminum extrusions of size 60x19mm(thickness 1.5mm) and are covered with ABS caps on joints.						
	8. Connectors :--Partitions are supported by MS bracket of 2mm thick zinc plated wherever required i.e,(L,T,+,180deg) for stability. At 2 Way joint of 90deg - Aluminium alloy extrusion of 87x22mm is provided which is snap fitted to main frame and epoxy powder coated. At 3 way joint of 90deg - Aluminium alloy extrusion of 61x9mm is provided which is snap fitted to main frame and epoxy powder coated. At 4 way joint of 90deg - Aluminium alloy extrusion frame Vertical member is fitted with M S connectors at top and bottom for stability and strength.						
	WIRE MANAGEMENT - Partition has concealed wire management capabilities and are engineered for responsive and safe operations of power, telecommunications and data (LAN) and has separate components for electrical, data and telephone cables having adequate capability of both the vertical and horizontal wire movements. Slots/cutouts are provided on Raceways to fix all electrical and data points.						




Sl. No.	Description of Items	Unit	Quantity	Rate in INR (in Figure)	Rate in INR (in Words)	Amount in INR	Photograph of equivalent items for reference
	LEVELLERS - Levellor of M10 size are provided in each frame which allow 10-25mm adjustment for floor unevenness.						
b	FULL HEIGHT PARTITION 75-80 mm thick	Sqm	550			-	
	Tile Based Partition System of overall thickness 75-80mm having inner framework of CRCA steel of Grade D as per IS:513 with tiles on both sides and covered with aluminium powder coated trims on top and end sides. Partition has steel raceway at bottom and at middle level. Partition system provides option of various kinds of tiles like prelaminated board tiles, fabric tiles & white marker tiles. All metallic parts undergo a 7 stage antirust treatment and are powder coated in matt finish to a thickness of 40-60 microns. The modular partitions are independent and not grouted in the floors. The modular partitions are an assembly of the following parts:-						
	FRAME - Frame forms the basic support structure for all other components. The main vertical member of the frame bearing all the load is made of 1.2mm CRCA steel and the horizontal members are made of 1.2mm CRCA steel. The frames also has prefabricated slots for fixing brackets to support worktops, gable ends etc. Bottom level of frame is provided with Skirting raceway of 132mm Ht made up of CRCA steel 0.7mm. The skirting is designed so that switch cutout can be provided at the skirting level and are snap fitted on both sides with plates made of 1mm thick Galvanized steel.						
	TILES OPTIONS :-						
	BOTTOM TILES can be in following options:-						
	The Prelaminated Particle Board tile are provided in 12mm Prelaminated Particle Board of Grade II type II as per IS:12838 /MDF of 5.5mm thickness with decorative laminate on top and white balancing on unexposed face, having all exposed edges sealed with PVC edge banding tape, pressed at 180° C with holt melt glue on multistage edge banding machine. The tiles are supported with Tile Hook made of MS steel sheet duly galvanized to clip on to the partition frame.						
	UPPER TILES can be in following options:-						
	The Fabric Tiles are made of 11mm high density soft board inside covered with 3mm foam and fabric pasted on them . The tiles are supported with Tiles Hook made of MS steel sheet duly galvanized to clip on to the partition frame.						

Sl. No.	Description of Items	Unit	Quantity	Rate in INR (in Figure)	Rate in INR (in Words)	Amount in INR	Photograph of equivalent items for reference
	The Marker Tiles are made up of 9mm particle board pasted with 0.8mm white marker laminate, on the the exposed face and white balancing on unexposed face, having all exposed edges sealed with PVC edge banding tape, pressed at 180° C with holt melt glue on multistage edge banding machine. The tiles are supported with Tile Hook made of MS steel sheet duly galvanized to clip on to the partition frame.						
	The Fabric on Magnetic tile are made up of GI sheet of 0.6mm inside covered with 3mm foam and fabric pasted on them . The tiles are supported with Tiles Hook made of MS steel sheet duly galvanized to clip on to the partition frame.						
	The Glass Tile - is made up aluminium frame work having 5mm thick clear Glass inserted in it using transparent rubber beading and is fixed for both side of partition.These glass tiles are completely inter changeable with other regular tile.The tiles are supported with Tile Hook made of MS steel sheet duly galvanized to clip on to the partition frame.						
	TRIMS -The exposed vertical and horizontal faces of the frames are snap fitted with curve trims. The trims are made of aluminum extrusions of 1.3mm thickness and 65mm width and are covered with ABS caps. CORNER POST - At 2-way 90° joint the frame are connected by post of aluminium extrusions of 1.2mm thickness using special fastners designed for it. JUNCTION CONNECTOR - The frames are connected by interlocking extrusions connectors at the(3-way 90°, 4-way 90°) joint using special fastners designed for it						
	GROOVE COVERS - The vertical gaps between the tiles can be properly and uniformly maintained and can be vertically covered by fixing specially extruded aluminium section to maintain uniform groove on both the sides of the partition.						
	WIRE MANAGEMENT - Partitions system has concealed wire management capabilities to meet requirement and are engineered for responsive and safe operations of power, telecommunications and data (LAN) and has separate components for electrical, data and telephone cables having adequate capability of both the vertical and horizontal wire movements. Slots/cutouts are provided on Raceways to fix all electrical and data points.Separate Middel raceway can be provided as per requirement below or above the worrktop level. LEVELLERS - Levellor of M10 size having base of ABS are provided in each frame which allow 10-25mm adjustment for floor unevenness						
3	Running Counter	Sqm	32			-	
a	Providing and fixing Running counter with top made of 25mm thick Pre laminated particle board having decorative laminate on top and balancing laminate on unexposed face. The table has a provision for wire manager caps at top.						

Sl. No.	Description of Items	Unit	Quantity	Rate in INR (in Figure)	Rate in INR (in Words)	Amount in INR	Photograph of equivalent items for reference
b	Providing & fixing Gable End made up of 18mm thick prelaminated particle board having decorative laminate on both sides. All exposed edges are sealed with 2mm PVC edge banding tape pressed at 200o C with hot melt glue on special machines.	Sqm	21.62			-	
4	Providing CPU trolleys (with expandable width) of 0.9 mm thick Steel of approved size and colour. The sheet should be powder coated on all surfaces. The trolley should move on 4 castors with locking mechanism.	Nos.	60			-	
5	Providing & Fixing keyboard drawer with foldable mouse padded tray of 0.8 mm thick steel of approved size and colour. The trays shall be mounted on telescopic channels of ball bearing type mounted on the underside of the worktop.	Nos.	429			-	
6	Providing footrest made up of 18mm prelam particle board of size 600x450x75HX25H mm with all side PVC edge banding tape and appropriate finish .	Nos.	132			-	
7	Providing Name tag made acrylic sheet with slid facility of paper name card size 75mm X 175mm	Nos.	429			-	
8	Providing & Placing Fixed pedestal drawer unit of size 450X550X725 with 2 drawer + 1 filing. The drawer unit is made of 0.7mm thick body & 0.6mm thick inner drawer and Facia 1.2mm CRCA steel sheet duly powder coated with drawer sliding on telescopic channels with proper locking arrangement. The pedestal drawer is Mounted on adjustable levellers.	RATE ONLY NOS.					
9	Providing & Placing Mobile Pedestal Drawer unit of size 380X450X710 with 2 drawers + 1 filing. The drawer unit is made of 0.7mm thick body & 0.6mm thick inner drawer and Facia 1.2mm CRCA steel sheet duly powder coated with drawer sliding on telescopic channels with proper locking arrangement. The pedestal drawer is Mounted on sturdy nylon castor for easy movement.	Nos.	107			-	

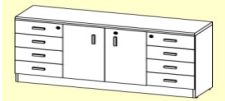

Signature of Contractor.....

Signature of NRDA.....

Sl. No.	Description of Items	Unit	Quantity	Rate in INR (in Figure)	Rate in INR (in Words)	Amount in INR	Photograph of equivalent items for reference
10	TABLE 2850X1200X750	Nos.	15			-	
	Providing & Placing Table of an overall size 2850Wx1200Dx750H with top made of 30mm thick post formed particle board with duck nose profile and former module of size 1050 x 1200 mm made of 30mm thick MDF board pressed with 0.4mm thick membrane foil clad pressed with PU glue.The foil is precoated with a layer of polyurethane for better scratch resistance. The table understructure has vertical leg & modesty made of 18mm thick pre laminated particle board on both sides. The modesty is provided with black designer membrane strips for higher aesthetics. Former Module top is supported on steel post of 50 mm dia. All the exposed edges are sealed with 2mm PVC edge banding tape and all unexposed edges sealed with 0.6mm edge banding tape pressed at 200o C with hot melt glue on special machines.						
	Providing & Placing Mobile Pedestal unit of an overall size 450Wx575Dx560H mm is provided with 1 drawer & 1 filling. The drawer unit is made of 18mm thick prelaminated particle board with all exposed edges sealed with 2mm thick PVC edge banding tape and unexposed edges sealed with 0.6mm PVC banding tape pressed at 200o C with hot melt glue on special machines. The inner drawer is made of 0.6mm CRCA steel duly powder coated & has proper locking arrangement with top drawer sliding on nylon rollers channels and lower filing drawer on telescopic channels.The pedestal drawer is Mounted on sturdy nylon castor for easy movement.						
	Providing & Placing side unit of an overall size 1200Wx600Dx700H with top made of 30mm thick post formed particle board having duck nose profiled edge. One side of unit is provided with 3 drawers of overall size 450W x 560D x 570H mm supported on 50mm dia studs having body & facia made up of 18mm pre laminated particle board.All the edges are sealed with 2mm PVC edge banding tape and unexposed edges sealed with 0.6mm PVC edge banding tape pressed at 200o C with hot melt glue on special machines.					-	


Signature of Contractor.....

Signature of NRDA.....

Sl. No.	Description of Items	Unit	Quantity	Rate in INR (in Figure)	Rate in INR (in Words)	Amount in INR	Photograph of equivalent items for reference
	Providing & Placing back unit having an overall size 1500Wx400Dx750H with top made of 30mm thick postformed particle board with duck nose profiled edge. The understructure body & fascia is made in 18mm pre laminated particle board comprising of double openable shutters in centre and 4 drawer units on both sides. The inner drawer is made of 0.6mm CRCA steel duly powder coated & has proper locking arrangement with top drawer sliding on nylon rollers channels. All the edges are sealed with 2mm PVC edge banding tape and unexposed edges sealed with 0.6mm PVC edge banding tape pressed at 200o C with hot melt glue on special machines.						
11	LOOSE TABLE						
a	Table 2100X900X750	Nos.	5			-	
	Providing & Placing Table of an overall size 2100x900x750 with top made of 35-38mm thick prelaminated/postlaminated particle board with all exposed edges sealed with 2mm PVC edge banding tape and all unexposed edges sealed with 0.6mm edge banding tape. Table has a provision for wire manager caps at top.The table has vertical legs on one end made from 35-38mm thick prelaminated/postlaminated particle board of same width and same laminate as of table top. and another side of top is supported through pedestal drawer unit of dimension 450W x 900D x 650mmH The drawer unit consists of 3 box drawer. The drawer unit is provided with central locking system, where in the three drawer are locked with one key. Recessed handles are provided for easy opening and closing of drawer. The drawer unit should have provision of to support the table top. The size of support should be 300W x 450D. The drawer box is fitted with roller Slide for free movement.						
	MODESTY PANEL- The modesty is made of 35-38mm thick prelaminated/postlaminated particle boardhaving white laminate on both sides . All the exposed edges sealed with 2mm PVC edge banding tape and all unexposed edges sealed with 0.6mm edge banding.						
	Wire manager provided with a wire manager hole of 63-85 mm diameter, which in turn shall be fitted with a plastic wire manager of approved shade and colour.						
	Keyboard Drawer -All keyboard drawers with foldable mouse padded tray shall be of 0.8 mm thick steel of approved size and color. The trays shall be mounted on telescopic channels of ball bearing type mounted on the underside of the worktop.						
	SIDE UNIT 1000X450X750	Nos.	3			-	

Signature of Contractor.....

Signature of NRDA.....

Sl. No.	Description of Items	Unit	Quantity	Rate in INR (in Figure)	Rate in INR (in Words)	Amount in INR	Photograph of equivalent items for reference
	Providing & Placing Top is of size 1000x450x750mm made up of 35-38mm thk.prelaminated/postlaminated particle board top. Storage body of size1000x450x750mm made up of pre-laminated particle board top with PVC edge banding. Storage body should have sliding shutters of prelam particle board with one horizontal partition of CRCA steel plate inside. Storage body is made of 18mm thick partical Board. The back of the unit is made from 12mm pre-laminated board.All the exposed edges are with 2mm PVC edge Imported banding & sealed edges are with 0.8mm thick PVC Imported edge banding. The top, side and shutters are sealed with 2mm thick PVC edge banding with proper locking arrangement.						
	BACK UNIT 2650X450X750	Nos.	3			-	
	Providing and fixing back storage unit of an overall size 2650x450x750 having top made of 35-38mm thick prelaminated/postlaminated particle board. The understructure is made of 18mm thick Pre Laminated Particle Board. The sides and facia are made 18mm thick prelaminated particle board. The unit has two set of two drawers and one filing drawer on one side of 450mmW(both) and two openable shutters on other sides having single top with proper locking arrangement. Remaining area contains the arrangement for planters made up of 18mm thick Pre Laminated Particle Board. All the edges are sealed with 2mm PVC edge banding tape and unexposed edges sealed with 0.6mm PVC edge banding.						
b	Table 1800x750x750	Nos.	20			-	
	Providing & Placing Table of an overall size 1800x750x750 with top made of 35-38mm thick prelaminated/postlaminated particle board with all exposed edges sealed with 2mm PVC edge banding tape and all unexposed edges sealed with 0.6mm edge banding tape. Table has a provision for wire manager caps at top.The table has vertical legs on one end made from 35-38mm thick prelaminated/postlaminated particle board of same width and same laminate as of table top. and another side of top is supported through pedestal drawer unit of dimension 450W x 750D x 650mmH The drawer unit consists of 3 box drawer. The drawer unit is provided with central locking system, where in the three drawer are locked with one key. Recessed handles are provided for easy opening and closing of drawer. The drawer unit should have provision of to support the table top. The size of support should be 300W x 450D as shown in the drawing. The drawer box is fitted with roller Slide for free movement.						


Signature of Contractor.....

Signature of NRDA.....

Sl. No.	Description of Items	Unit	Quantity	Rate in INR (in Figure)	Rate in INR (in Words)	Amount in INR	Photograph of equivalent items for reference
	MODESTY PANEL- The modesty is made of 35-38mm thick prelaminated/postlaminated particle boardhaving white laminate on both sides . All the exposed edges sealed with 2mm PVC edge banding tape and all unexposed edges sealed with 0.6mm edge banding.						
	Wire manager provided with a wire manager hole of 63-85 mm diameter, which in turn shall be fitted with a plastic wire manager of approved shade and colour.						
	Keyboard Drawer -All keyboard drawers with foldable mouse padded tray shall be of 0.8 mm thick steel of approved size and color. The trays shall be mounted on telescopic channels of ball bearing type mounted on the underside of the worktop.						
	SIDE UNIT 900X450X750						
	Providing & Placing Top is of size 900x450x750mm made up of 35-38mm thk.prelaminated/postlaminated particle board top. Storage body of size 900x450x750mm made up o pre-laminated particle board top with PVC edge banding. Storage body should have sliding shutters of prelam particle board with one horizontal partition of CRCA steel plate inside. Storage body is made of 18mm thick partical Board. The back of the unit is made from 12mm pre-laminated board.All the exposed edges are with 2mm PVC edge Imported banding & sealed edges are with 0.8mm thick PVC Imported edge banding. The top, side and shutters are sealed with 2mm thick PVC edge banding with proper locking arrangement.						
	BACK UNIT 1800X450X750						
	Providing and fixing back storage unit of an overall size 1800x450x750 having top made of 35-38mm thick prelaminated/postlaminated particle board. The understructure is made of 18mm thick Pre Laminated Particle Board. The sides and facia are made 18mm thick prelaminated particle board. The unit has two set of two drawers and one filing drawer on one side of 450mmW(both) and two openable shutters of on other sides having single top with proper locking arrangement.All the edges are sealed with 2mm PVC edge banding tape and unexposed edges sealed with 0.6mm PVC edge banding.						
c	Table 1500x900x750	Nos.	94			-	
d	Table 1500x750x750	Nos.	8			-	



Signature of Contractor.....

Signature of NRDA.....

Sl. No.	Description of Items	Unit	Quantity	Rate in INR (in Figure)	Rate in INR (in Words)	Amount in INR	Photograph of equivalent items for reference
	<p>Providing & Placing table of 25mm thk. pre-laminated particle board with PVC edge banding .The understructure is made of 18mm thick pre-laminated particle board with all exposed edges sealed with 2mm PVC edge banding tape and all unexposed edges sealed with 0.6mm edge banding tape. Table has a provision for wire manager caps at top. The table has vertical legs on both ends made from 25mm thick particle board with PVC edge banding of same width and same laminate as of table top.</p> <p>MODESTY PANEL- The modesty is made of 18mm thick pre-laminated particle board having decorative laminate on both sides . All the exposed edges sealed with 2mm PVC edge banding tape and all unexposed edges sealed with 0.6mm edge banding.</p> <p>Wire manager provided with a wire manager hole of 63-85 mm diameter, which in turn shall be fittedwith a plastic wire manager of approved shade and colour.</p>						
	Keyboard Drawer -All keyboard drawers with foldable mouse padded tray shall be of 0.8 mm thick steel of approved size and color. The trays shall be mounted on telescopic channels of ball bearing type mounted on the underside of the worktop.						
	SIDE UNIT 900X450X750	Nos.	102			-	
	Side Storage unit of size 900x450x750mm made up of pre-laminated particle board top with PVC edge banding. Storage body should have sliding shutters of prelam particle board with one horizontal partition of CRCA steel plate inside. Storage body is made of 18mm thick partical Board.The back of the unit is made from 12mm pre-laminated board. All the exposed edges are with 2mm PVC edge Imported banding & sealed edges are with 0.8mm thick PVC Imported edge banding.The top, side and shutters are sealed with 2mm thick PVC edge banding with proper locking arrangement.						
	BACK UNIT 1500X450X750	Nos.	8			-	
	Providing and fixing back storage unit of an overall size 1500x450x750 having top of size 1500x450x750mm made up of 18 mm pre-laminated particle board top with PVC edge banding. Storage body should have sliding shutters of length 1050 mm with one horizontal partition of CRCA steel plate inside and one drawer unit of width 450 mm, of prelam particle board.The drawer unit consists of 2 box drawer and 1 file drawer. Storage body is made of 18mm thick partical Board. The back of the unit is made from 12mm pre-laminated board. All the exposed edges are with 2mm PVC edge Imported banding & sealed edges arewith 0.8mm thk. PVC Imported edge banding. The top, side and shutters are sealed with 2mm thick PVC edge banding with proper locking arrangement.						





Signature of Contractor.....

Signature of NRDA.....

Sl. No.	Description of Items	Unit	Quantity	Rate in INR (in Figure)	Rate in INR (in Words)	Amount in INR	Photograph of equivalent items for reference
e	Table 1500X600x750	Nos.	5			-	
	<p>Providing & Placing 1500x600x750mm. The top of the table should be of 25mm thk. pre-laminated particle board with PVC edge banding .The understructure is made of 18mm thick pre-laminated particle board with all exposed edges sealed with 2mm PVC edge banding tape and all unexposed edges sealed with 0.6mm edge banding tape. Table has a provision for wire manager caps at top. The table has vertical legs on both ends made from 25mm thick particle board with PVC edge banding of same width and same laminate as of table top.</p> <p>MODESTY PANEL- The modesty is made of 18mm thick pre-laminated particle board having decorative laminate on both sides . All the exposed edges sealed with 2mm PVC edge banding tape and all unexposed edges sealed with 0.6mm edge banding.</p> <p>Wire manager provided with a wire manager hole of 63-85 mm diameter, which in turn shall be fittedwith a plastic wire manager of approved shade and colour.</p>						
12	BOOK STACKS						
	<p>Book stack with top & sides made up of 18mm pre-laminated particle board. Shelves are made of 25mm pre-laminated particle board. All exposed edges are sealed with 2mm PVC edge banding tape pressed and unexposed edges sealed with 0.6mm PVC edge banding tape at 200o C with hot melt glue on special machines. The book stacks are available in the following configurations:-</p>						
i	SINGLE STACK	RATE ONLY					
a	MAIN MODULE	Nos.					
b	ADD ON MODULE	Nos.					
ii	DOUBLE STACK						
a	MAIN MODULE	Nos.					
b	ADD ON MODULE	Nos.					
13	Conference Table	Per Seat	30			-	





Signature of Contractor.....

Signature of NRDA.....

Sl. No.	Description of Items	Unit	Quantity	Rate in INR (in Figure)	Rate in INR (in Words)	Amount in INR	Photograph of equivalent items for reference
	Providing & Placing Conference Table of height 750mm with two seater module of size 1350(W)x550(D). The top made of 36mm thick MDF board pressed with 0.4mm thick membrane foil clad pressed with PU glue. The foil is precoated with a layer of polyurethane for better scratch resistance. The table vertical are made of 25mm thick postformed particle board & modesty made of 18mm thick prelaminated particle board with decorative laminate on both sides.All the edges are sealed with 2mm PVC edge banding tape and unexposed edges sealed with 0.6mm PVC edge banding tape pressed at 200o C with hot melt glue on special machines. The Round corner piece is made up of 36mm thick MDF board pressed with 0.4mm thick membrane foil clad pressed with PU glue and supported with post of 65mm dia made of CRCA sheet duly powder coated. The complete table unit is made up of combination of tables and round corner pieces.						 
						-	
14	CHAIRS						
1a	MAIN CHAIR 1	No.	15			-	
	High Back Revolving Chair Upholstry/Frame: One piece ply in seat & back with foam & polyfill and leatherite upholstery with silver bidding all around Seat size : 500 mm (w) x 480 mm (D) Back size : 500 mm (w) x 720 mm (H) Arms: Chrome finish arms with leatherite foam pad Mechanism : Torsion bar mechanism Height Adjustment : Gas Lift Base : Chrome plated base with twin wheel castors						
b	VISITOR CHAIR 1	No.	45			-	
	Medium Back Revolving Chair Upholstry/Frame: One piece ply in seat & back with foam & polyfill and leatherite upholstery with silver bidding all around Seat size : 500 mm (w) x 480 mm (D) Back size : 500 mm (w) x 580 mm (H) Arms: Chrome finish arms with leatherite foam pad Mechanism : Torsion bar mechanism\ Height Adjustment : Gas Lift Base : Chrome plated base with twin wheel castors						
2a	MAIN CHAIR 2	No.	5			-	





Signature of Contractor.....

Signature of NRDA.....

Sl. No.	Description of Items	Unit	Quantity	Rate in INR (in Figure)	Rate in INR (in Words)	Amount in INR	Photograph of equivalent items for reference
	High Back Revolving Workstation Chair Upholstry/Frame: 12 mm hotpressed plywood in seat & back is made up of inner outer PP mould with moulded PU foam & Fabric upholsterywith PP cover in seat & back Seat size : 490 mm (w) x 460 mm (D) , Back size : 430 mm (w) x 590 mm (H) Arms: PP arms fixed with seat Mechanism : Synchro tilt mechanism Height Adjustment : Gas Lift Base : Poly propylene base with twin wheel castors						
b	VISITOR CHAIR 2	No.	15			-	
	Visitor Chair Upholstry/Frame: Seat is made up of hot pressed ply covered with moulded PU foam & upholstered with fabric & Back is madeup of inner outer PP & PU foam with Fabric upholstery Seat size : 480 mm (w) x 460 mm (D) , Back size : 480 mm (w) x 500 mm (H) Arms: D-shape PP arms fixed with seat Base : Fixed steel base with PVC shoes						
3a	MAIN CHAIR 3	No.	20			-	
	Medium Back Revolving Chair Upholstry/Frame: Seat is made up of hot pressed ply covered with moulded PU foam & upholstered with fabric & Back is madeup of inner outer PP & PU foam with Fabric upholstery Seat size : 480 mm (w) x 460 mm (D) , Back size : 480 mm (w) x 500 mm (H) Arms: D-shape PP arms fixed with seat Mechanism : Synchro tilt mechanism Height Adjustment : Gas Lift Base : Poly Propylene base with twin wheel castors						
b	VISITOR CHAIR 3	No.	60			-	
	Visitor Chair Upholstry/Frame: Seat is made up of hot pressed ply covered with moulded PU foam & upholstered with fabric & Back is madeup of inner outer PP & PU foam with Fabric upholstery Seat size : 480 mm (w) x 460 mm (D) , Back size : 480 mm (w) x 500 mm (H) Arms: D-shape PP arms fixed with seat Base : Fixed steel base with PVC shoes						
4a	MAIN CHAIR 4	No.	107			-	



Signature of Contractor.....

Signature of NRDA.....

Sl. No.	Description of Items	Unit	Quantity	Rate in INR (in Figure)	Rate in INR (in Words)	Amount in INR	Photograph of equivalent items for reference
	Medium Back Revolving chair Upholstry/Frame: 12 mm hot pressed ply in seat and back with PU moulded foam covered with fabric and PVC lipping all around Seat size : 480 mm (w) x 440 mm (D) , Back size : 480 mm (w) x 460 mm (H) Arms: Steel inserted PU arms Mechanism : Central tilt mechanism. Height Adjustment : Gas Lift Base : Poly propylene base with twin wheel castors						
b	VISITOR CHAIR 4	No.	214			-	
	Visitor chair Upholstry/Frame: 12 mm hot pressed ply in seat and back with PU moulded foam and fabric upholstery with PVC lipping all around. Seat size : 480 mm (w) x 440 mm (D) , Back size : 480 mm (w) x 460 mm (H) Arms: Steel inserted PU arms Base : Fixed steel base with PVC shoes						
5a	STAFF CHAIR 5	No.	429			-	
	Medium Back Revolving Workstation Chair Upholstry/Frame: 12 mm hotpressed plywood in seat & back is made up of inner outer PP mould with moulded PU foam & Fabric upholsterywith PP cover in seat & back Seat size : 450 mm (w) x 430 mm (D) , Back size : 450 mm (w) x 450 mm (H) Arms: PP arms fixed with seat Mechanism : Push back mechanism Height Adjustment : Gas Lift Base : Poly propylene base with twin wheel castors						
6	Conference Room Head Chair	No.	1			-	
	High Back Revolving Chair Upholstry /Frame : 12 mm hot pressed ply in seat & back cushioned with U foam, polyfill and leatherite upholstery Seat size : 520 mm (w) x 500 mm (D) Back size : 520 mm (w) x 720 mm (H) Arms : PP arms with foam pad in matching uphostery Mechanism : Torsion bar mechanism Height Adjustment : Gas Lift Base : Steel insert PPCB base with twin wheel castors						
7	Conference Meeting Chair	No.	29			-	

Signature of Contractor.....

Signature of NRDA.....

Sl. No.	Description of Items	Unit	Quantity	Rate in INR (in Figure)	Rate in INR (in Words)	Amount in INR	Photograph of equivalent items for reference
	<p>Medium Back Revolving Chair Upholstry / Frame : 12 mm hot pressed ply in seat & back cushioned with U foam, polyfill and leatherite upholstery Seat size : 520 mm (w) x 500 mm (D) Back size : 520 mm (w) x 580 mm (H) Arms : PP arms with foam pad in matching uphostery Mechanism : Torsion bar mechanism Height Adjustment : Gas Lift Base : Steel insert PPCB base with twin wheel castors</p>						
8	MULTISEATER-Triple Seater	No.	25			-	
	<p>Providing and supplying of 3 seater chair on beam with 2ndend arms having overall size 1800(w) x 650(D) x 750(H) mm.the individual seat width shall be 54cm & seat height shall be 40cm with seat/back Seat and back shell made of 1.6mm thick cold rolled M.S. perforated sheet duly powder coated. The shell shall be assembled on the cross beam with help of MS bolt (Per seat-8 no's seat to bracket and 4 no's bracket to cross beam). The side bar of shell shall be made of chrome plated solid steel 30x12mm with fluting and plastic insert. Leg and armrest assembly shall be made of cold rolled steel with 1.2mm thickness. Armrest and legs shall be assembled to the cross beam with 2 no's M10x100mm bolts. The cross beam shall be made from M.S. rectangular ERW tube having 80x40x2 mm size.</p>						
	GRAND TOTAL					-	

Note:
 Provisions for electric, data cable and utilities shall be made by the contractor as per design requirements.